
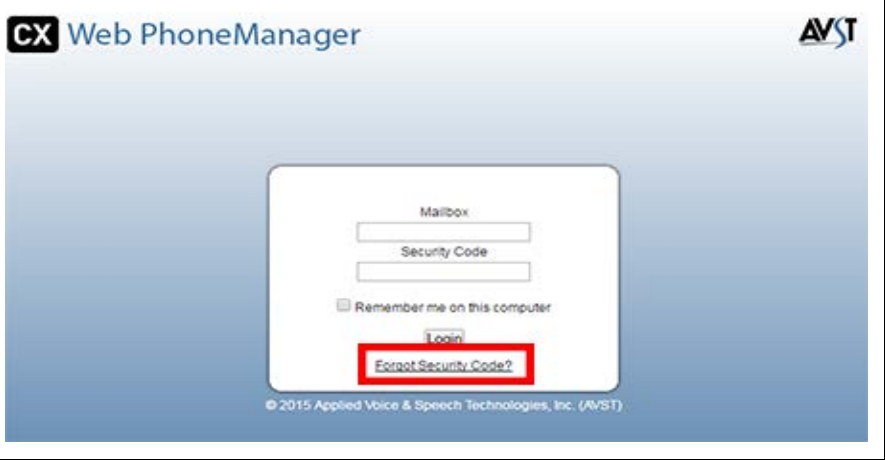
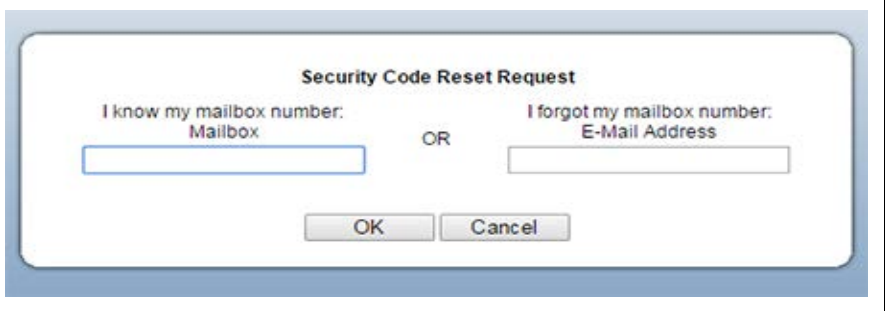


## Resetting Your Voicemail Security Code

<p>1. Open a web browser window and navigate to: <a href="https://avstweb.union.edu/">https://avstweb.union.edu/</a></p> <p><b>*Note*</b> You must be on the Union network to access, otherwise you must connect to the Union VPN first, which can be found on the ITS website.</p> <p>Connect to VPN: <a href="https://its.union.edu/sites/default/files/Accessing-WPM-Off-campus-VPN.pdf">https://its.union.edu/sites/default/files/Accessing-WPM-Off-campus-VPN.pdf</a></p>	
<p>2. Click the <b>Forget Security Code?</b> link.</p>	
<p>3. Enter your <b>mailbox</b> number OR your Union College <b>e-mail address</b>.</p> <p>Click the <b>OK</b> button.</p>	
<p>4. Check your Union College email for a link to click to reset your security code.</p> <p><b>*Note*</b> This link is only valid for 5 minutes, after requesting.</p>	