
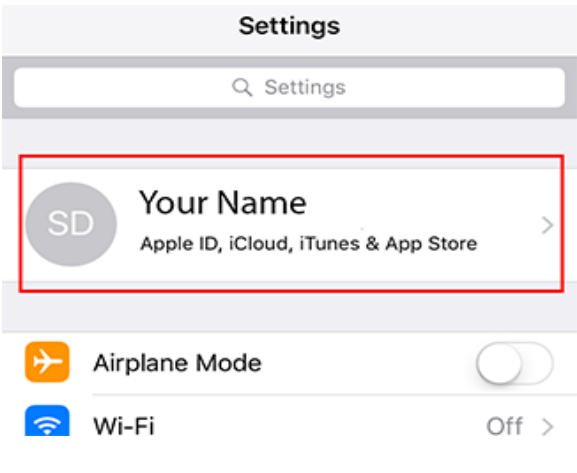
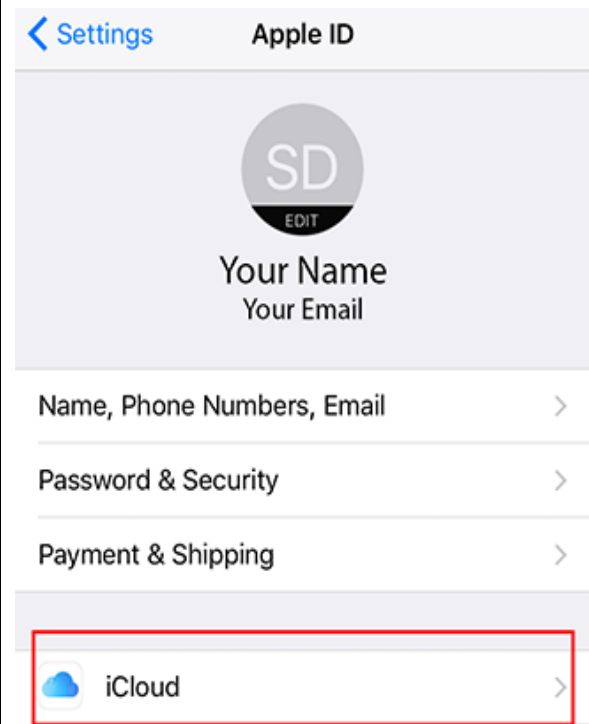


Restoring Lost Contacts from iCloud - iPhone

Scenario: You changed your Union password recently, or moved to a new iPhone and are seeing phone numbers instead of contact names under your Contacts on your phone.

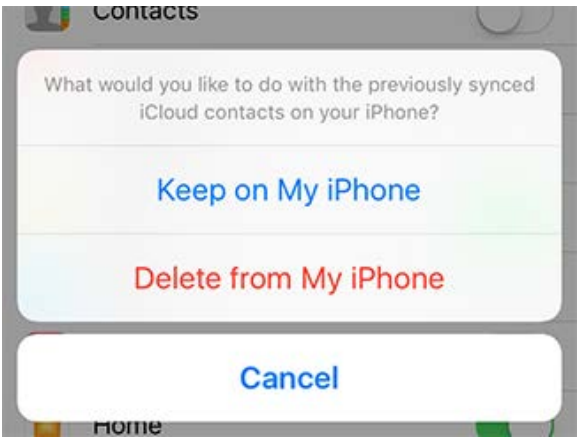
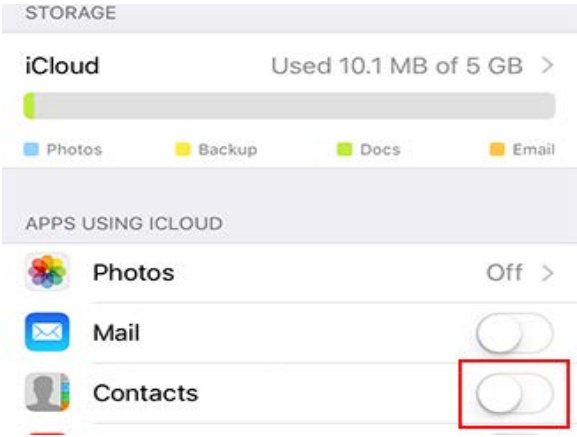
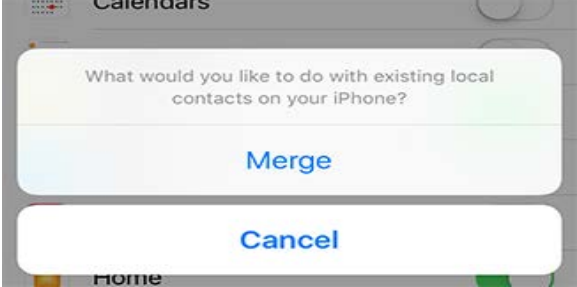
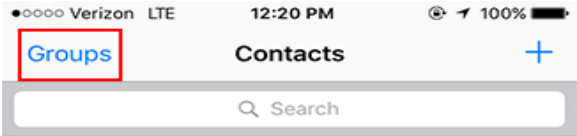
<p>1. Tap the Settings Icon.</p>	
<p>2. Under Settings, at the top of the screen, tap your name badge.</p> <p>*note: This is screenshot is from iOS 10.3.1*</p> <p>If running an older version of iOS, scroll down the screen until you see iCloud, and tap that icon and skip to step 4.</p>	

3. Tap the **iCloud** icon.



4. Tap the Contacts button to turn off.



<p>5. Tap “Keep on My iPhone” when prompted.</p>	
<p>6. Tap the Contacts button to turn back on.</p>	
<p>7. When prompted, tap “Merge”.</p>	
<p>8. If contacts are missing, tap Groups.</p>	

9. Tap **“Show All Contacts”** and then tap **“Done”** in the upper-right hand corner to save. You should be all set.

Any questions call Telecom at x6411.

